

Circular Box

Supplied With Out Cover & Screw Unless Ordered

Supplied With Out Cover & Screw Unless Ordered

INTERSECTION (Four Way)

Material	: Cast Iron
Finish	: Galvanised, Black Enamel
Dimension Internal	: 60mmø x 27.3mm deep (3/4",20mm) 60mmø x 30.6mm deep (1",25mm) 75mmø x 38mm deep (1 1/4"32mm)
Fixing Centra	: 50.8mm,tapped2BA (Imperial)m4(Metric) for 20 & 25mm 71.5mm,tapped2BA (Imperial)m4(Metric) for 32mm with tapped hole in base for earthing screw

Bigger Size Available or Request



BRANCH (Two Way) 'U'

Material	: Cast Iron
Finish	: Galvanised, Black Enamel
Dimension Internal	: 60mmø x 27.3mm deep (3/4",20mm) 60mmø x 30.6mm deep (1",25mm) 75mmø x 38mm deep (1 1/4"32mm)
Fixing Centra	: 50.8mm,tapped2BA (Imperial)m4(Metric) for 20 & 25mm 71.5mm,tapped2BA (Imperial)m4(Metric) for 32mm with tapped hole in base for earthing screw

Bigger Size Available or Request



BRANCH (Two Way) 'Y'

Material	: Cast Iron
Finish	: Galvanised, Black Enamel
Dimension Internal	: 60mmø x 27.3mm deep (3/4",20mm) 60mmø x 30.6mm deep (1",25mm) 75mmø x 38mm deep (1 1/4"32mm)
Fixing Centra	: 50.8mm,tapped2BA (Imperial)m4(Metric) for 20 & 25mm 71.5mm,tapped2BA (Imperial)m4(Metric) for 32mm with tapped hole in base for earthing screw

Bigger Size Available or Request



TWIN THROUGH 'H'

Material	: Cast Iron
Finish	: Galvanised, Black Enamel
Dimension Internal	: 60mmø x 27.3mm deep (3/4",20mm) 60mmø x 30.6mm deep (1",25mm) 75mmø x 38mm deep (1 1/4"32mm)
Fixing Centra	: 50.8mm,tapped2BA (Imperial)m4(Metric) for 20 & 25mm 71.5mm,tapped2BA (Imperial)m4(Metric) for 32mm with tapped hole in base for earthing screw

Bigger Size Available or Request



Circular Box


Supplied With Out Cover & Screw Unless Ordered

Supplied With Out Cover & Screw Unless Ordered

INTERSECTION (One Way)

Material	: Cast Iron
Finish	: Galvanised, Black Enamel
Dimension Internal	: 60mmø x 27.3mm deep (3/4",20mm) 60mmø x 30.6mm deep (1",25mm) 75mmø x 38mm deep (1 1/4"32mm)
Fixing Centra	: 50.8mm,tapped2BA (Imperial)m4(Metric) for 20 & 25mm 71.5mm,tapped2BA (Imperial)m4(Metric) for 32mm with tapped hole in base for earthing screw

Bigger Size Available or Request



THROUGH (Two Way)

Material	: Cast Iron
Finish	: Galvanised, Black Enamel
Dimension Internal	: 60mmø x 27.3mm deep (3/4",20mm) 60mmø x 30.6mm deep (1",25mm) 75mmø x 38mm deep (1 1/4"32mm)
Fixing Centra	: 50.8mm,tapped2BA (Imperial)m4(Metric) for 20 & 25mm 71.5mm,tapped2BA (Imperial)m4(Metric) for 32mm with tapped hole in base for earthing screw

Bigger Size Available or Request



ANGLE

Material	: Cast Iron
Finish	: Galvanised, Black Enamel
Dimension Internal	: 60mmø x 27.3mm deep (3/4",20mm) 60mmø x 30.6mm deep (1",25mm) 75mmø x 38mm deep (1 1/4"32mm)
Fixing Centra	: 50.8mm,tapped2BA (Imperial)m4(Metric) for 20 & 25mm 71.5mm,tapped2BA (Imperial)m4(Metric) for 32mm with tapped hole in base for earthing screw

Bigger Size Available or Request



TEE (three Way)

Material	: Cast Iron
Finish	: Galvanised, Black Enamel
Dimension Internal	: 60mmø x 27.3mm deep (3/4",20mm) 60mmø x 30.6mm deep (1",25mm) 75mmø x 38mm deep (1 1/4"32mm)
Fixing Centra	: 50.8mm,tapped2BA (Imperial)m4(Metric) for 20 & 25mm 71.5mm,tapped2BA (Imperial)m4(Metric) for 32mm with tapped hole in base for earthing screw

Bigger Size Available or Request



NORMAL BEND

Material : Mild Steel
Finish : Galvanised , Black Enamel
Electro Galvanised



INSPECTION TEE

Material : Cast Iron
Finish : Galvanised , Black Enamel



INSPECTION BEND

Material : Cast Iron
Finish : Galvanised , Black Enamel



INSPECTION ELBOW

Material : Cast Iron
Finish : Galvanised , Black Enamel



BAR SADDLE

Material : Mild Steel
Finish : Galvanised , Black Enamel
Electro Galvanised



PLAIN SADDLE

Material : Mild Steel
Finish : Electro Galvanised ,
Black Enamel



HALF SADDLE

Material : Mild Steel
Finish : Electro Galvanised




DISTANCE SADDLE

Material : Base - Cast Iron
Strap - Galvanised Steel
Finish : Galvanised , Black Enamel



HOKE PLATE / COVER

Material : Mild Steel
Finish : Galvanised , Black Enamel
Electro Galvanised



HOKE PLATE / COVER

Material : Mild Steel
Finish : Electro Galvanised ,
Black Enamel



DOME COVER

Material : Mild Steel
Finish : Electro Galvanised



DOME COVER

Material : Base - Cast Iron
Strap - Galvanised Steel
Finish : Galvanised , Black Enamel




DOME COVER

Material : Base - Cast Iron
Strap - Galvanised Steel
Finish : Galvanised , Black Enamel




FLANGE COUPLER

Material : Mild Steel
Finish : Galvanised , Black Enamel
Note : Complete With Brass Bush & Lead Washer And Nylon Washer For Bigger Size




BRASS REDUCER

Material : Mild Steel
Finish : Electro Galvanised , Black Enamel



NIPPLE

Material : Mild Steel
Finish : Electro Galvanised



DOME COVER

Material : Base - Cast Iron,
Strap - Galvanised Steel
Finish : Galvanised , Black Enamel



IRON REDUCER

Material : Base - Cast Iron
Strap - Galvanised Steel
Finish : Galvanised , Black Enamel



HOKE PLATE / COVER

Material : Mild Steel
Finish : Galvanised , Black Enamel
Electro Galvanised



HOKE PLATE / COVER

Material : Mild Steel
Finish : Electro Galvanised ,
Black Enamel



DOME COVER

Material : Mild Steel
Finish : Electro Galvanised



DOME COVER

Material : Base - Cast Iron
Strap - Galvanised Steel
Finish : Galvanised , Black Enamel



The Best Communication Often Achieved
Without Uttering A Word, Here Are Such
Statements Of Grace , Conveyed Beautifully
Making Your Home A Heaven For
Spending Cherished Moments

LOOPING BOX

Material : Mild Steel, Cast Iron
Finish : Galvanised , Electro Galvanised



LOOPING BOX

Material : Mild Steel, Cast Iron
Finish : Galvanised , Electro Galvanised



LID (Square)

Material : Mild Steel
Finish : Galvanised , Black Enamel



LID (Rectangular)

Material : Mild Steel
Finish : Galvanised , Black Enamel



ROUND COVER

Material : Mild Steel
Finish : Galvanised , Black Enamel
Type : Light & Heavy



LOOPING BOX

Material : Mild Steel, Cast Iron
Finish : Galvanised , Electro Galvanised



LOOPING BOX

Material : Mild Steel, Cast Iron
Finish : Galvanised , Electro Galvanised



LID (Square)

Material : Mild Steel
Finish : Galvanised , Black Enamel



LID (Rectangular)

Material : Mild Steel
Finish : Galvanised , Black Enamel



ROUND COVER

Material : Mild Steel
Finish : Galvanised , Black Enamel
Type : Light & Heavy

